


PortaWinch THE ONLY PORTABLE WINCH

"PortaWinch" is the first and only portable wheelchair winch available on the market. Ideal for transporters, the PortaWinch is easily transferable from one vehicle to another. By using one winch for several vehicles, you **save time and money**.



The "PortaWinch" is a **removable winch** with an **integrated battery** designed to mechanically assist wheelchair users with the loading (and unloading) of a wheelchair passenger into a wheelchair accessible vehicle.




Winch transport briefcase containing:

- 1 winch with integrated battery
- 1 small remote control
- 1 big remote control
- 1 V harness
- 1 spare battery
- 1 220V charger

Load capacity:	250 kg	Webbing lenght:	6 meters
Weight:	4,15 kg	Dimentions:	L 24,5 x W 12,5 x H 23 cm
Warranty:	1 year	Option:	3 meters webbing extension

Meticulously engineered and cleverly designed with a small-scale footprint, the **PortaWinch** is capable of fitting in any vehicle with tracks and limited interior space.

Powered by a **high-performance electric motor**, the winch comes with an integral **anti-roll back mechanism**. It boasts an impressive **safe working load capacity of 250kg** and is enhanced with a range of safety features and benefits.



Address : BP19, 80490 Hallencourt, France

Tel : +33 (0)3 22 25 58 65



Mobile : + 33 (0) 6 45 72 46 90

contact@access-ability.eu

www.access-ability.eu

Access-Ability, supplier of accessibility ...

Instinctive use



Security: the winch is equipped with an **anti- roll back mechanism** which prevents the wheelchair from moving back when it is stopped on the ramp.

Winchsaver it is a device for cushioning any shock caused by the unwinding of the wheelchair with rapid strap tension.

Track fitting for fixing to aero tracks, positioned longitudinally or transversely.

Two **remote controls** are supplied with the winch. A big one, ideal for intensive use and a spare small one. Both work the same way.



1. Secure the winch to the tracks by using the shoe.
2. Unwind the corde simply by holding down the "OUT" button. During the unloading, make sure that the wheelchair is stable when moving backwards.
3. Press the "IN" button to rewind the corde. For the loading make sure that the wheelchair is correctly positioned on the ramp. The winch will stop if the button is released. When the corde has reached its final end position, the winch will automatically stop.

« **Soft Start / Stop** » for gentle acceleration and deceleration. This function provides a feeling of comfort and safety to the wheelchair occupant.

Please read carefully the product user manual before use!

Please contact us for a free quotation



Address : BP19, 80490 Hallencourt, France

Tel : +33 (0)3 22 25 58 65

Mobile : + 33 (0) 6 45 72 46 90

contact@access-ability.eu

www.access-ability.eu