

Access-Ability, supplier of accessibility ...

Wheelchair winch range







Access-Ability, supplier of accessibility ...

Wheelchair winch range

Access Ability offers you a wide range of **wheelchair winches** in order to give the right solution for each of your specific needs, whether you are a private user, transporter, vehicle conversion business, reseller or other.



One wheelchair winch for every need, find « **the right one for you** »!

Features	AX-S Winch	MicroWinch	PortaWinch	SafeWinch
				
Loading capacity (12° inclination)	150 kg	250 kg	250 kg	250 kg
Anti roll-back mechanism	Non	Oui	Oui	Oui
Front restraint	Non	Non	Non	Oui
"Start & Stop" function	Oui	Oui	Oui	Oui
Remote control	Oui	Oui	Oui	Oui
Dimensions	22x18x14 cm	14x21x13 cm	24,5x23x13 cm	2 x MicroWinch
Weight	5 kg	3,4 kg	4,15 kg	2 x MicroWinch
Connection	12 V	12 V	Integrated battery	12 V
Fixed/Portable	Fixed	Fixed	Portable	Fixed
Compact	★★★★★	★★★★★	★★★★★	★★★★★
All in one	★★★★★	★★★★★	★★★★★	★★★★★
Simple installation	★★★★★	★★★★★	★★★★★	★★★★★
Instinctive use	★★★★★	★★★★★	★★★★★	★★★★★
Silent	★★★★★	★★★★★	★★★★★	★★★★★
Aesthetics	★★★★★	★★★★★	★★★★★	★★★★★

Wheelchair winch range

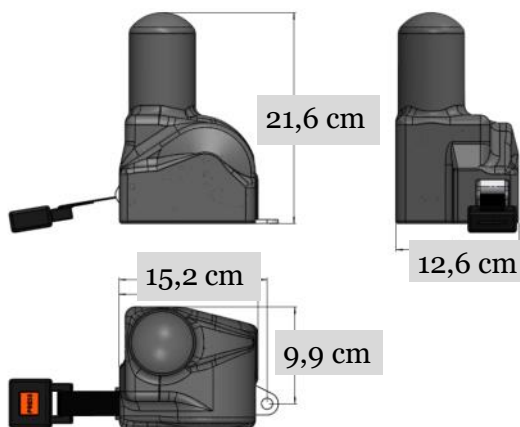
Access-Ability, supplier of accessibility ...



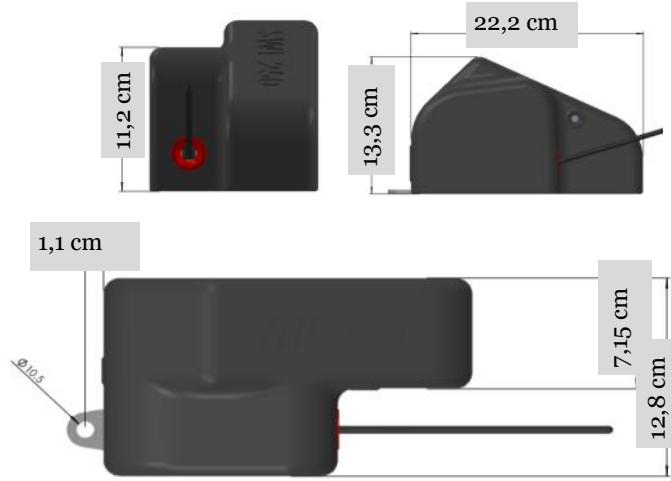
The smallest yet mightiest winch on the market

« **MicroWinch** » is part of our new wheelchair winch range available now in the market. The **MicroWinch** is an effective and functional device, developed to assist with the loading (and un-loading) of a wheelchair passenger into an adapted vehicle. It provides the necessary pulling power, making the process substantially less strenuous for the carer whilst maintaining passenger comfort at all times.

VERTICAL VERSION - V



HORIZONTAL VERSION - H



Powered by a high-performance electric motor and integral anti-roll back mechanism. It boasts an impressive safe working load capacity of 250kg and is enhanced with a range of safety features and benefits. Meticulously engineered and cleverly designed with a small-scale footprint, the MicroWinch is capable of fitting in any vehicle with limited interior space.

Maximum load capacity:	250 kg
Weight:	3,4 kg
Belt length:	6 meters
Option:	3 m extension adjustable belt
Warranty:	1 year



Included in the winch kit:

- 1 winch
- 1 small remote control
- 1 big remote control
- 1 V belt
- Fitting accessories



Address : BP19, 80490 Hallencourt, France

Tel : +33 (0)3 22 25 58 65

Mobile : + 33 (0) 6 45 72 46 90

contact@access-ability.eu

www.access-ability.eu

MicroWinch

Access-Ability, supplier of accessibility ...

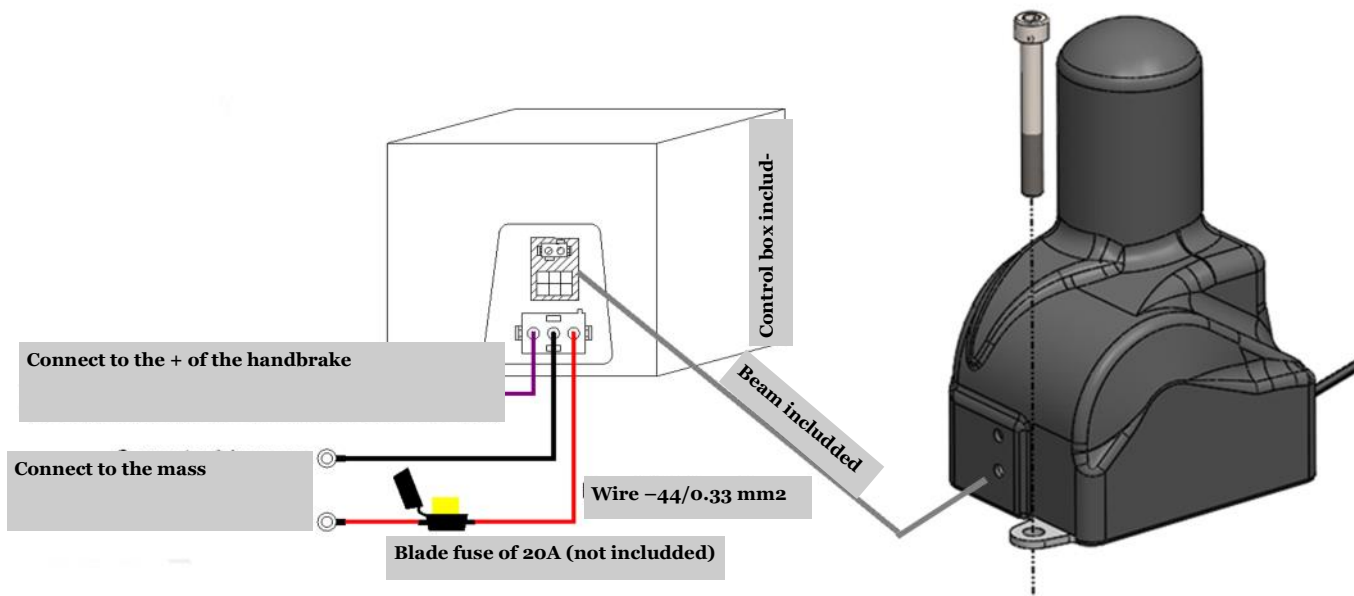


Safety: the winch is equipped with anti roll-back mechanism that prevents the wheelchair to back up when it is stopped on the ramp.



Winchsaver is a device to cushion any shock caused by the fast unwinding of the wheelchair with a fast tension of the strap.

Wiring diagram:



Instinctive use:

Two **remote controls** are supplied with the winch. A big one, ideal for intensive use and an extra small one. Both work the same way.

1. Install and secure the winch in the vehicle.
2. Unwind the corde simply by holding down the "OUT" button. During the unloading, make sure that the wheelchair is stable when moving backwards.
3. Rewind the corde by holding down the "IN" button. For the loading make sure that the wheelchair is correctly positioned on the ramp. The winch will stop if the button is released. When the corde has reached its final end position, the winch will automatically stop.



It has a « **Gentle Start & Stop** » unique feature and a **remote control** providing **comfort and security to the** wheelchair user and assistant.

Please read the product user manual before use!



Address : BP19, 80490 Hallencourt, France

Tel : +33 (0)3 22 25 58 65

Mobile : + 33 (0) 6 45 72 46 90

contact@access-ability.eu

www.access-ability.eu

MicroWinch

Access-Ability, supplier of accessibility ...

portaWinch

THE ONLY PORTABLE WINCH

"PortaWinch" is the first and only portable **wheelchair winch** available on the market. Ideal for transporters, the **PortaWinch** is easily transferable from one vehicle to another. By using one winch for several vehicles, you **save time and money**. The "PortaWinch" is a **removable winch** with an **integrated battery** designed to mechanically assist wheelchair users with the loading (and unloading) of a wheelchair passenger into a wheelchair accessible vehicle.



Included in the winch suitcase:

- 1 winch with integrated battery
- 1 small remote control
- 1 big remote control
- 1 V belt
- 1 spare battery

Maximum load capacity:	250 kg	Belt length:	6 meters
Weight:	4,15 kg	Dimensions:	L 24,5 x W12,5 x H 23 cm
Warranty:	1 an	Option:	3m belt adjustable extension

Meticulously engineered and cleverly designed with a small-scale footprint, the **PortaWinch** is capable of fitting in any vehicle with tracks and limited interior space. Powered by a **high-performance electric motor**, the winch comes with an integral **anti-roll back mechanism**. It boasts an impressive **safe working load capacity of 250kg** and is enhanced with a range of safety features and benefits.



PortaWinch



Address: BP19, 80490 Hallencourt, France

Tel : +33 (0)3 22 25 58 65

Mobile : + 33 (0) 6 45 72 46 90

contact@access-ability.eu

www.access-ability.eu


Access-Ability, supplier of accessibility ...

Instinctive use :

On/Off button

Fuse

Battery



Security: the winch is equipped with an **anti-roll back mechanism** which prevents the wheelchair from moving back when it is stopped on the ramp.

Winchsaver it is a device for cushioning any shock caused by the unwinding of the wheelchair with rapid strap tension.

Track fitting for fixing to aero tracks, positioned longitudinally or transversely.

Two **remote controls** are supplied with the winch. A big one, ideal for intensive use and a spare small one. Both work the same way.

1. Secure the winch to the tracks by using the shoe.
2. Unwind the corde simply by holding down the "OUT" button.



During the unloading, make sure that the wheelchair is stable when moving backwards.

3. Press the "IN" button to rewind the corde. For the loading make sure that the wheelchair is correctly positioned on the ramp. The winch will stop if the button is released. When the corde has reached its final end position, the winch will automatically stop.

« **Soft Start / Stop** » for gentle acceleration and deceleration. This function provides a feeling of **comfort and safety** to the wheelchair occupant.

Please read carefully the product user manual before use!



Address: BP19, 80490 Hallencourt, France

Tel : +33 (0)3 22 25 58 65

Mobile : + 33 (0) 6 45 72 46 90

contact@access-ability.eu

www.access-ability.eu

PortaWinch

Access-Ability, supplier of accessibility ...


AX-S WINCH COMPACT

Ax-s Winch Compact is the most compact electrical wheelchair winch on the market. It has a « **Soft Start & Stop** » unique feature and a remote control providing comfort and security to the wheelchair user and assistant. **Ax-s Winch compact** is specifically designed to access the vehicle easily.



Ax-S Winch Compact Features:

- **Reliability:** Simple and robust system, without unnecessary gadgets.
- **Compact:** The most compact dimension (217 x 180 x 135) allows maximum integration in the vehicle and facilitates the passage of the wheelchair.
- **All in one:** Electronic, motor and all the components are together in a single set.
- **Aesthetic:** Design plastic cover.
- **Simplicity:** Instinctive use.
- **Security:** Protection against current overload and protection against overheating.
- **Comfort:** Soft Start & Stop for gentle acceleration and deceleration. This function provides a feeling of comfort and safety to the wheelchair occupant.
- **Silence:** High quality DC motor for silent running.
- Two **remote-controls** provided. One for intensive use (1) and the other one as a spare (2). Also provided : one spare battery and screwdriver.



AX-S Winch Compact



Address: BP19, 80490 Hallencourt, France

Tel: +33 (0)3 22 25 58 65

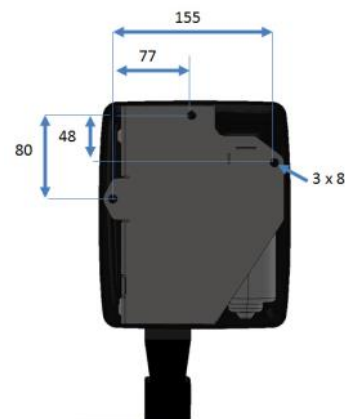
Mobile: + 33 (0) 6 45 72 46 90

contact@access-ability.eu

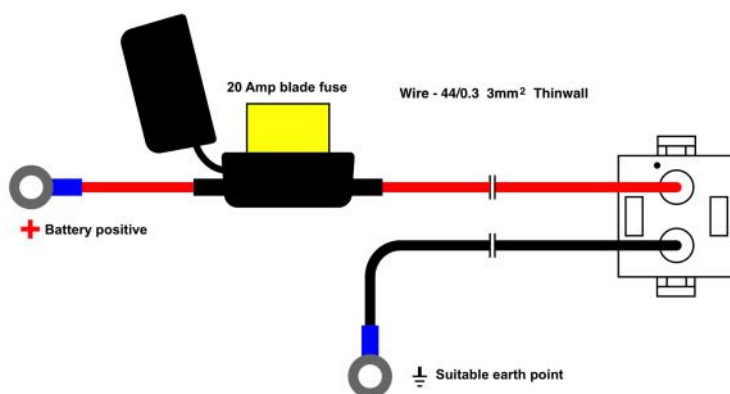
www.access-ability.eu

Access-Ability, supplier of accessibility ...

Dimensions:



Wiring diagram:



Fuse supplied

Technical data:

Maximum load :	150 kg (inclination : 20%)
Belt lenght :	6 meters
Warranty :	1 year
Options :	3 m belt adjustable extension



Address: BP19, 80490 Hallencourt, France

Tel: +33 (0)3 22 25 58 65

Mobile: + 33 (0) 6 45 72 46 90

contact@access-ability.eu

www.access-ability.eu



Winch & Restraint system for wheelchair

"**SafeWinch**" is our first generation of wheelchair winch and lashing. This is an innovative system that will be available soon on the market. Powered by 2 **MicroWinches** with electric engine and with an anti-roll back mechanism, the system has a safe and impressive loading capacity of 250 kg and it fulfills at the same time the restraint function for the Wheelchair.



SafeWinch Features:

- **Loading capacity:** 250kg
- **Winch & restraint** system at the same time
- **Reliability:** Simple and robust system, without unnecessary gadgets.
- **Aesthetics:** Design plastic cover.
- **Simplicity:** Instinctive use.
- **Security:** Protection against current overload and protection against overheating.
- **Comfort:** **Soft Start & Stop** for gentle acceleration and deceleration. This function provides a feeling of comfort and safety to the wheelchair occupant.

Available soon!

« SafeWinch »



Address: BP19, 80490 Hallencourt, France

Tel : +33 (0)3 22 25 58 65

Mobile : + 33 (0) 6 45 72 46 90

contact@access-ability.eu

www.access-ability.eu

Access-Ability, supplier of accessibility ...

Wheelchair winch range

Access Ability offers you a wide range of **wheelchair winches** in order to give the right solution for each of your specific needs, whether you are a private user, transporter, vehicle conversion business, reseller or other.

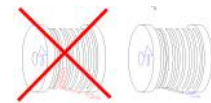


Precautions for use:

- The winches range should NOT be used when the vehicle is in motion.
- The winches must NOT be used to replace the wheelchair restraint system.
- Check that the corde is clear of any obstacle in the vehicle and that it can not be stuck when using.
- Check that the corde is clean and free from signs of wear.
- Make sure the occupant is properly seated with the legs and arms inside the wheelchair, making sure that the legs and clothing will not get stuck by the corde.
- The winches is a mechanical assistance. The attendant should be there to guide and push the wheelchair slightly during the climb and descent.

Operating features to be read before use. **ATTENTION Please!**

- Attach the V-belt to the wheelchair before connecting it to the winch buckle.
- Make sure that all belts and fasteners are properly secured before operating the device.
- Do not operate the device in the same direction when the limit switch is reached.
- By pressing the "OUT" button, the corde will rewind a few millimeters before starting to unwind. This is necessary for unlocking the safety mechanism. If the corde rewinds more than a few millimeters by pressing the "OUT" button, there are two possibilities:
 1. The corde is wedged into the coil as shown in the diagram. It is enough to pull a blow to release it.
 2. The corde rewound in the wrong direction after it had passed its end of travel. Press "IN" and unwind it completely. Once unwound, it will have to be rewound in the right direction.
- If by pressing the "IN", the corde unwinds, continue pressing "IN" and unwind it completely. Once unwound, it will have to be rewound in the right direction.
- Always leave a 30 mm minimum of corde length to allow the retraction of the few millimeters of corde necessary to unlock the safety mechanism.
- If the remote control does not work, check if the LED is lit when the button is pressed, otherwise check / change the batteries.
- If the winch does not respond, check / replace the fuse.



Address: BP19, 80490 Hallencourt, France

Tel: +33 (0)3 22 25 58 65

Mobile: + 33 (0) 6 45 72 46 90

contact@access-ability.eu

www.access-ability.eu